

## ANDROID



## iOS



### Download

#### User Manual



#### Promo Video



Scan the QR codes with your smart phone or search for Pulsarlube BT in Google Play or App Store. User manuals are also available in the App under settings.




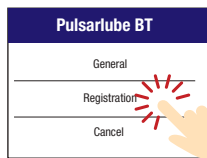
### Sign In



Open the Pulsarlube BT App to sign in for a new account or enter your log-in credentials.



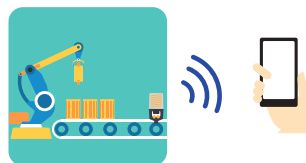
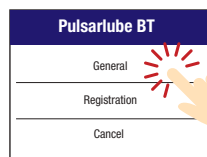
### Pair



Log into "Registration" and select lubricators you wish to the account. Tap Register and log out.



### Manage



Log into "General" to access status of registered lubricators, change lubricator settings and export data.



### Upload



[bt.pulsarlube.com](http://bt.pulsarlube.com)

Lubricator data is easily accessible on the server website.